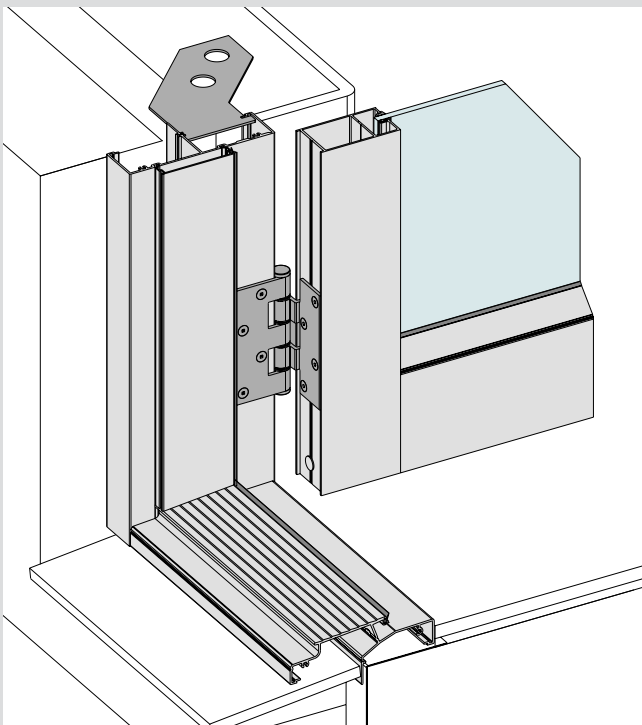


RESIDENTIAL SERIES | SERIES 549
HINGED ENTRY DOOR

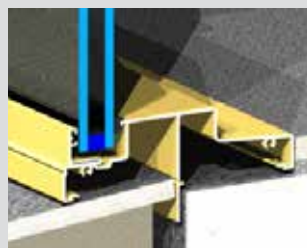


KEY FEATURES


- Designed as an alternative to the traditional 135mm x 38mm timber entry door framing.
- Self-draining sill on internal opening doors. For exposed locations we recommend the external swing splayed sill.
- Features extra wide top and bottom rails.
- Rebated French meeting stiles give a flush appearance when the two doors meet.
- Custom hinges wrap around the aluminium door stile improving the appearance. Frame is reinforced at hinge fixing points.
- Doors can be fitted with custom parliament hinges where 180° opening is required.
- Door panels can be fitted with ClearVENT™ sashless double-hung panels.
- The perimeter frame has been designed with a dedicated screen door rebate on the outer edge.
- MAGNUM™ Series 616 sashes can be inserted into Series 549 framing.



Locks can be supplied in 2 or 4-point locking and the lever set can be colour matched to the door. Optional stainless steel lever sets are also available for exposed locations. ICON™ 316 stainless steel furniture is shown above.



Fixed sidelights on the 549 have been designed to match the hinged door frame and look like a bold timber frame. Both doors and sidelights will accept glass up to 20mm thick.



The internal swing hinged door frame has a dedicated rebate on the outer edge to accept optional hinged screen doors. No plant-on sections, and no unsightly visible rivets or screws.



The sills are designed to match adjoining fixed sills. External swing door panels can also be fitted with parliament type hinges to allow panels to open 180° back against the wall.

GENERAL

Max Panel Height*
2350mm

Max Panel Width*
900mm

Max Glass Thickness
20mm

Frame Depth
135mm

ENERGY

UW Range
3.2-5.9

SHGC Range
0.23-0.56

WEATHER

Maximum Water
150 Pa. Open In
150 Pa. Open Out

ACOUSTICS

This product has not been acoustics tested. AWS anticipates this product's acoustic performance will be in-line with Series 542.



vantagealuminium.com.au/549

*Dimensions subject to individual site conditions.
BAL-40 compliance may limit glass options. Maximum glass size for BAL-40 products is 2.94m2.

